

VERIFICATION STATEMENT

GLOBE Performance Solutions

Verifies the performance of

Cultec Separator™ Row Filtration System

Developed by Cultec, Inc.
Brookfield, Connecticut, USA

Registration: **GPS-ETV_VR2021-03-31**

In accordance with

ISO 14034:2016

**Environmental Management —
Environmental Technology Verification (ETV)**



John D. Wiebe, PhD
Executive Chairman
GLOBE Performance Solutions

March 31, 2021
Vancouver, BC, Canada



Verification Body
GLOBE Performance Solutions
404 – 999 Canada Place | Vancouver, B.C | Canada |V6C 3E2

Technology description and application

Cultec Recharger and Contactor chambers are used for infiltration, detention and/or retention of stormwater underground. The system is comprised of thermoplastic arch-shaped chambers surrounded by clear crushed stone. Water enters the system through a Separator row and then flows through the stone and into a Chamber row prior to exiting. The Cultec stormwater system is sized based on the volume of stormwater which is stored in the voids created by the chamber and the voids in the clear stone surround, with a void ratio of 40%. The entire system is wrapped in a non-woven geotextile and/or impermeable geomembrane. In order to minimize fine particles and silts from blinding the voids in the clear stone surround, a single chamber row is wrapped in non-woven geotextile and placed on a woven geotextile. This row is connected to the inlet pipe of the Cultec system providing a filtration function as the surface stormwater run-off passes through the geotextile wrapped inlet row. Sediment is trapped within the Cultec Separator™ Row and may be removed through back flushing of this row. A typical system installation is illustrated in Figure 1 and Figure 2 below.

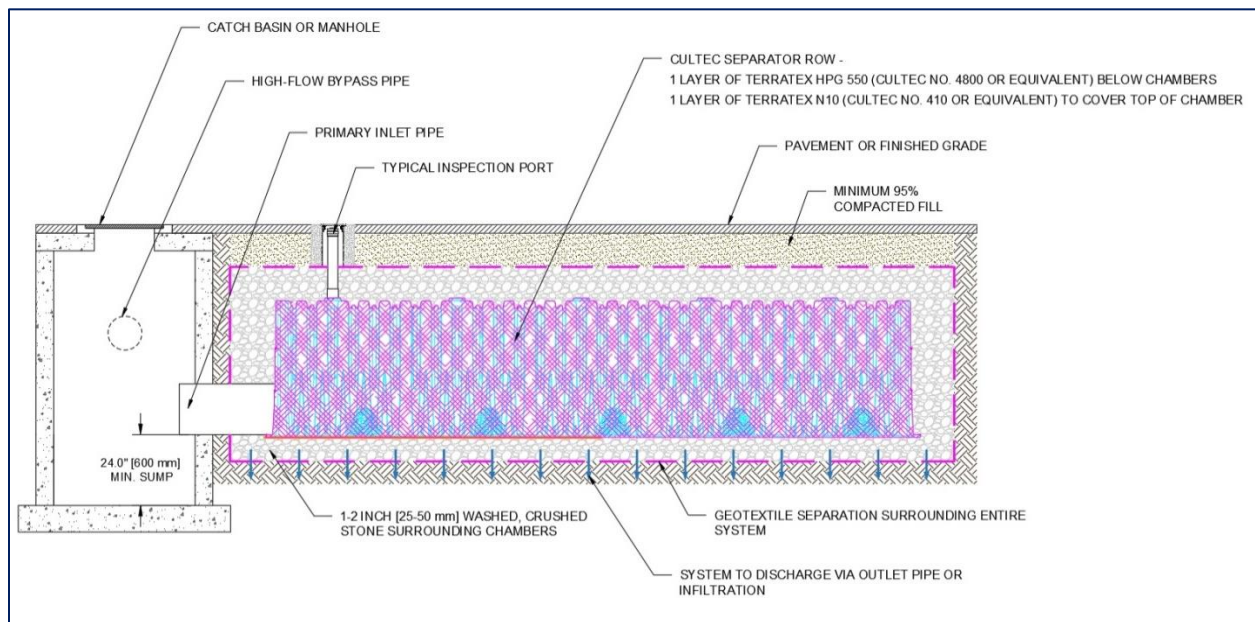


Figure 1: Cultec Separator™ Row Filtration System – Cross-Sectional View

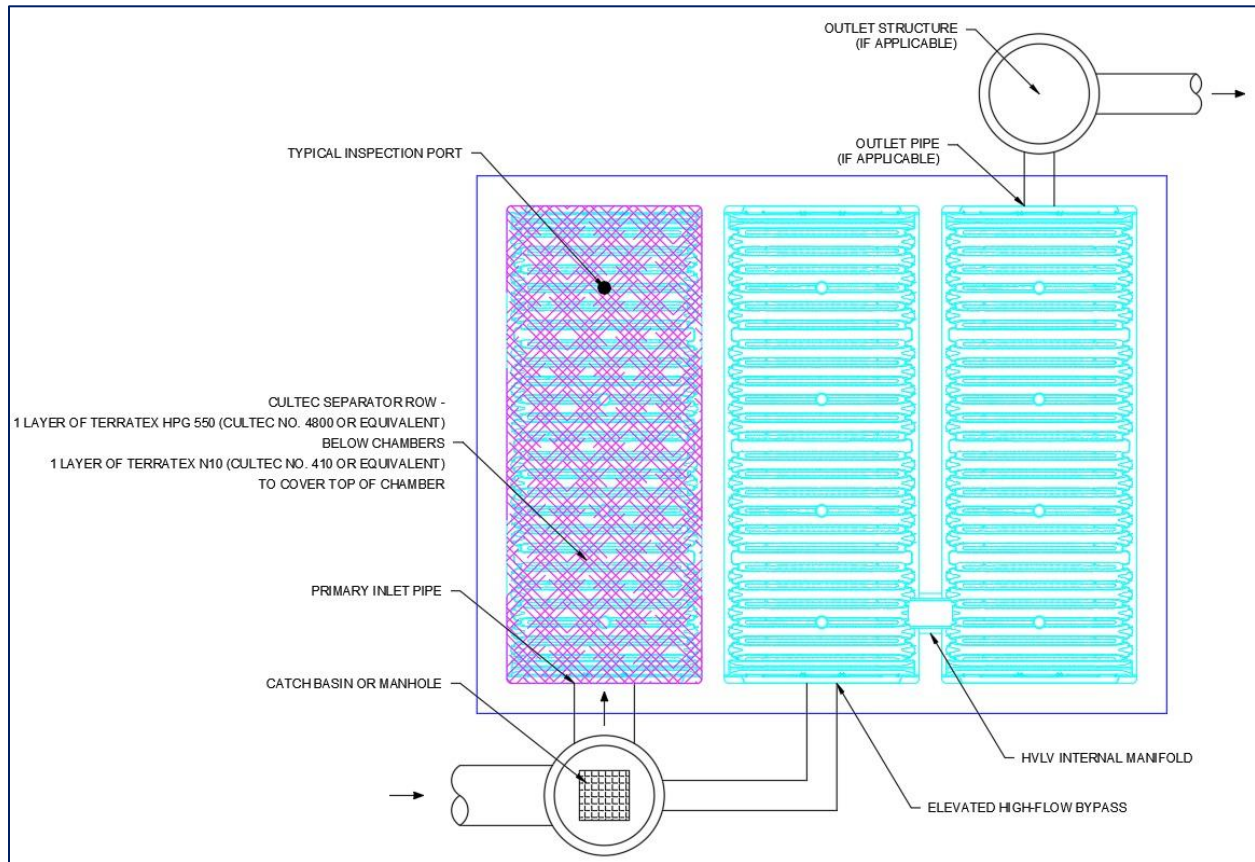


Figure 2: Cultec Separator™ Row Filtration System – Plan View

Performance conditions

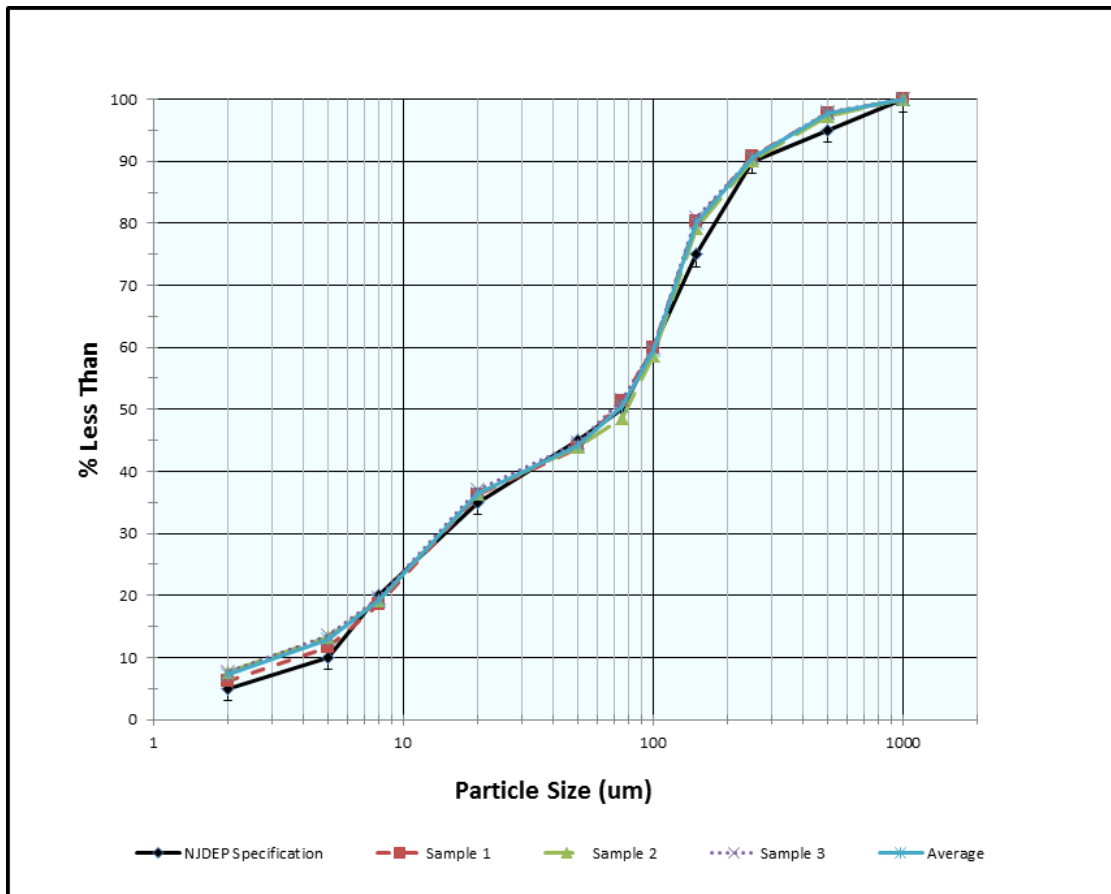
The data and results published in this Verification Statement were obtained from the testing program conducted on the Cultec Separator™ Row in accordance with a technology specific test plan (TSTP) developed and approved by the client and test lab (Good Harbour Laboratories, Mississauga, Ontario), and reviewed by Verification Expert and Verifying Organization, in compliance with ISO/IEC 14034. A copy of the testing procedures contained in the TSTP may be accessed at the following website: <https://www.goodharbourlabs.com>.

Performance claims

When installed with Terratex HPG 550 and Terratex N10 geotextiles, and tested with silica sediment having a particle size distribution conforming to the *Canadian Environmental Technology Verification Program Procedure for Laboratory Testing of Oil-Grit Separators*, the Cultec Recharger® 150XLHD Separator Row™ will remove at least the following fractions of suspended sediment at the corresponding flow rates: 80% at 24 gpm, 77% at 49 gpm, 73% at 73 gpm, 70% at 97 gpm, and 65% at 121 gpm. These performance claims are verified statistically at a 95% level of confidence.

Performance results

TEST SEDIMENT PARTICLE SIZE DISTRIBUTION IN RELATION TO SPECIFIED PSD



SUSPENDED SEDIMENT REMOVAL EFFICIENCY AT A FLOW RATE OF 24 GPM

	Suspended Sediment Concentration (mg/L)																		
Sample #	1	2	3	4	5	6	7	8	9	10	11	12	13	14	15				
Effluent	39.6	38.7	39.2	39.8	39.1	39.5	41.7	41.9	41.1	42.4	43.2	41.6	40.8	41.1	41.6				
Background	2		2		2		2		2		2		2		2				
Adjusted Effluent	37.6	36.7	37.2	37.8	37.1	37.5	39.7	39.9	39.1	40.4	41.2	39.6	38.8	39.1	39.6				
Average Adjusted Effluent Concentration					38.8 mg/L					Removal Efficiency					80.2%				

SUSPENDED SEDIMENT REMOVAL EFFICIENCY AT A FLOW RATE OF 48 GPM

	Suspended Sediment Concentration (mg/L)																		
Sample #	1	2	3	4	5	6	7	8	9	10	11	12	13	14	15				
Effluent	47.1	47.0	47.1	46.8	47.3	47.3	49.0	50.1	49.5	50.4	49.1	50.2	52.2	49.7	51.8				
Background	2		2		2		2		2		2		2		2				
Adjusted Effluent	45.1	45.0	45.1	44.8	45.3	45.3	47.0	48.1	47.5	48.4	47.1	48.2	50.2	47.7	49.8				
Average Adjusted Effluent Concentration					47.0 mg/L					Removal Efficiency					76.9%				

SUSPENDED SEDIMENT REMOVAL EFFICIENCY AT A FLOW RATE OF 73 GPM

		Suspended Sediment Concentration (mg/L)														
Sample #		1	2	3	4	5	6	7	8	9	10	11	12	13	14	15
Effluent		54.3	55.2	53.3	53.8	55.8	55.8	55.3	54.5	53.5	56.2	56.4	56.5	58.4	56.8	57.7
Background		2		2		2		2		2		2		2		2
Adjusted Effluent		52.3	53.2	51.3	51.8	53.8	53.8	53.3	52.5	51.5	54.2	54.4	54.5	56.4	54.8	55.7
Average Adjusted Effluent Concentration					53.6 mg/L					Removal Efficiency					73.3%	

SUSPENDED SEDIMENT REMOVAL EFFICIENCY AT A FLOW RATE OF 97 GPM

		Suspended Sediment Concentration (mg/L)														
Sample #		1	2	3	4	5	6	7	8	9	10	11	12	13	14	15
Effluent		58.4	59.4	59.0	61.2	61.6	61.1	58.9	60.4	59.9	63.9	63.3	62.5	61.9	61.0	61.0
Background		2		2		2		2		2		2		2		2
Adjusted Effluent		56.4	57.4	57.0	59.2	59.6	59.1	56.9	58.4	57.9	61.9	61.3	60.5	59.9	59.0	59.0
Average Adjusted Effluent Concentration					58.9 mg/L					Removal Efficiency					70.0 %	

SUSPENDED SEDIMENT REMOVAL EFFICIENCY AT A FLOW RATE OF 121 GPM

		Suspended Sediment Concentration (mg/L)														
Sample #		1	2	3	4	5	6	7	8	9	10	11	12	13	14	15
Effluent		72.0	72.8	71.7	72.1	70.1	72.1	69.3	72.3	77.2	71.0	70.7	72.7	71.1	70.4	73.0
Background		2		2		2		2		2		2		2		2
Adjusted Effluent		70.0	70.8	69.7	70.1	68.1	70.1	67.3	70.3	75.2*	69.0	68.7	70.7	69.1	68.4	71.0
Average Adjusted Effluent Concentration					69.9 mg/L					Removal Efficiency					65.3%	

*Note: This data point was considered to be a significant outlier and was therefore omitted as part of the overall statistical calculations to verify performance at a 95% level of confidence.

Verification

This verification was completed by the Verification Expert, the Centre for Advancement of Water and Wastewater Technologies (“CAWT”), contracted by GLOBE Performance Solutions, using the International Standard **ISO 14034:2016 Environmental Management – Environmental Technology Verification (ETV)**. Data and information provided by Cultec, Inc. to support the performance claim included the final test report prepared by Good Harbour Laboratories of Mississauga, Ontario and dated November 9, 2017. The test report is based on testing completed in compliance with the requirements of ISO/IEC 17025.

What is ISO 14034:2016 Environmental Management – Environmental Technology Verification (ETV)?

ISO 14034:2016 specifies principles, procedures and requirements for environmental technology verification (ETV), and was developed and published by the *International Organization for Standardization (ISO)*. The objective of ETV is to provide credible, reliable and independent verification of the performance of environmental technologies. An environmental technology is a technology that either results in an environmental added value or measures parameters that indicate an environmental impact. Such technologies have an increasingly important role in addressing environmental challenges and achieving sustainable development.

For more information on the Cultec Separator™ Row Filtration System please contact:

Cultec, Inc.
878 Federal Road
Brookfield, CT
06804 USA
Tel: 203.775.4416 / Toll Free: 1.800.4.CULTEC
custservice@cultec.com
www.cultec.com

For more information on ISO 14034:2016 / ETV please contact:

GLOBE Performance Solutions
404 – 999 Canada Place
Vancouver, BC
V6C 3E2 Canada
Tel: 604-695-5018 / Toll Free: 1-855-695-5018
etv@globepformance.com
www.globepformance.com

Limitation of verification: Registration: GPS-ETV_VR2021-03-31

GLOBE Performance Solutions and the Verification Expert provide the verification services solely on the basis of the information supplied by the applicant or vendor and assume no liability thereafter. The responsibility for the information supplied remains solely with the applicant or vendor and the liability for the purchase, installation, and operation (whether consequential or otherwise) is not transferred to any other party as a result of the verification.